

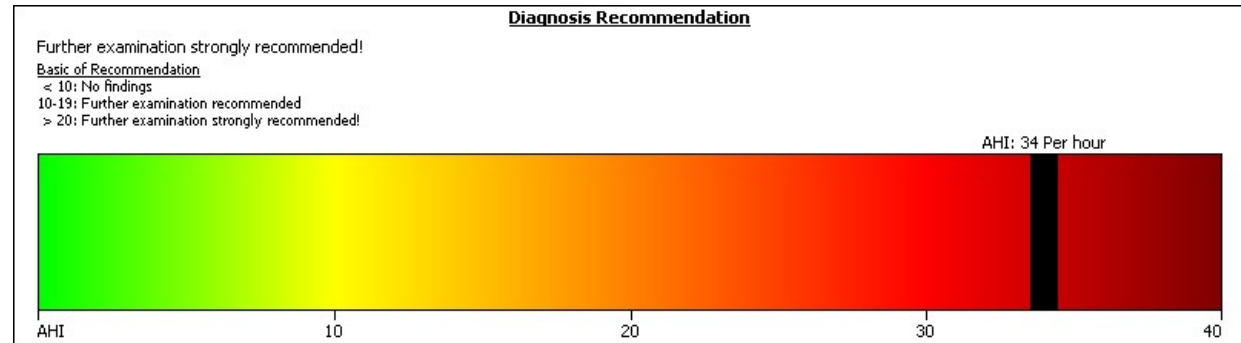
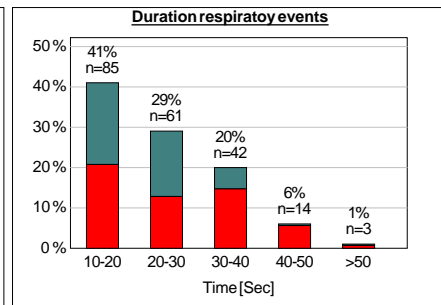
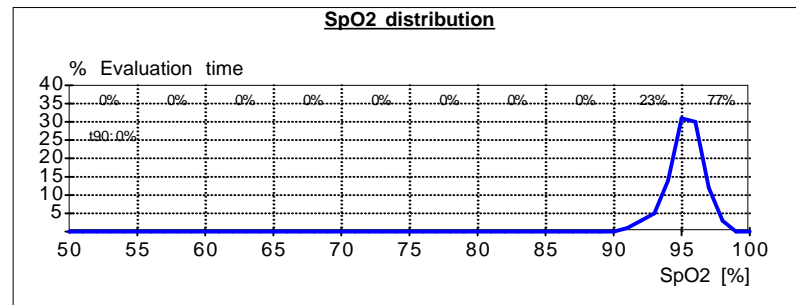
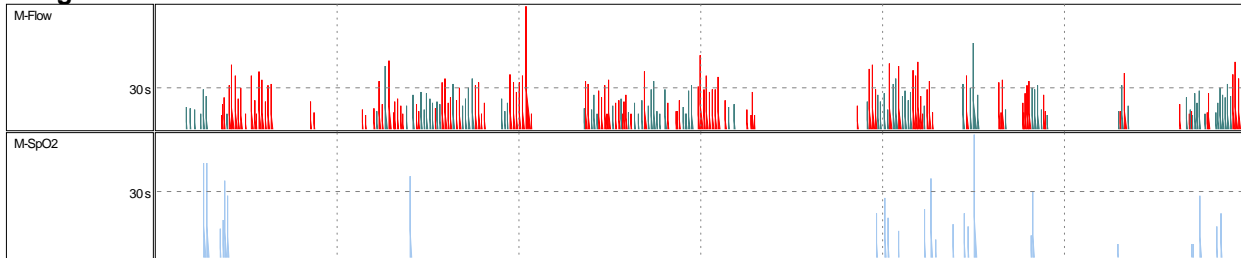
Surname	AJM	Height	191 cm	Begin	30.06.2010, 23:13:22
First name		Weight	99 kg	End	01.07.2010, 05:19:11
Date of Birth	17.07.1959	Sex	m	Meas. Time	06:05:49
Pat. number	1001	BMI	27 kg/m ²	Evaluation period	23:13:22 - 05:19:11
Comment	Baseline; Diagnose: Omegaepiglottis			Evaluation time	06:05:49
				Artefact	Flow 0% SpO2 0%

Ausgewertet mit OR5 Version 5.10e

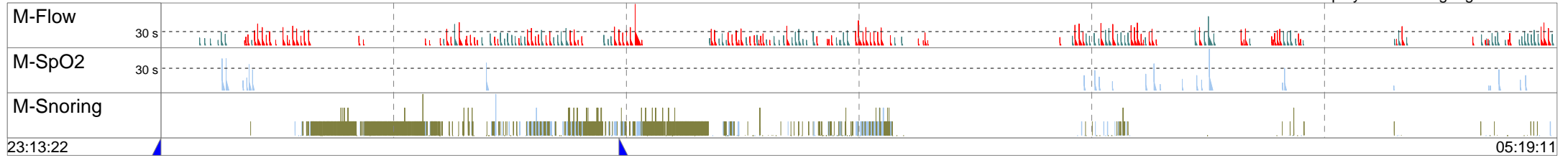
Polygraphic findings made with the SleepDoc Porti 5

Respiratory evaluation	Findings	Evaluation of SpO2 / Pulse	Findings
No. of Apnea [n]	89	No. of desaturations [n]	26
Mean duration of apneas [Sec]	22	No. of desaturations < 90%: [n]	26
Total Apnea / Hypopnea time (RDT) [Hrs]	1:24,03	Total time [Min]	9,44
Apnea / Hypopnea time per hour [Min Per hour]	13,47	Time per hour [Min Per hour]	1,36
Longest Apnea [Min] (t=03:47:59)	1,03	Lowest Desaturation [%] (04:07:33)	66
Longest Hypopnea [Min] (t=01:17:29)	1,31	Longest Desaturation [Sec] (03:48:13)	56
Snoring Index SI [Per hour]	192	Mean Duration [Sec]	22
Snoring Index SI Obstructive [Per hour]	40	Mean Desaturation [%]	85
Total Snoring Time ST [Hrs]	2:32,10	Mean Saturation [%]	94
Apnea Index AI (Desat.-Cor.) [Per hour]	15 (2)	Max. Saturation [%] (02:28:32)	99
Hypopnea Index HI (Desat.-Cor.) [Per hour]	19 (2)	Min. Saturation [%] (04:07:32)	66
AHI (Desat.-Cor.) [Per hour]	34 (4)	t90: [%]	0
		Min. Puls (23:17:56) [1/min]	31
		Max. Puls (23:30:49) [1/min]	83
		Mean Pulse [1/min]	52 ± 10
		Pulse variances [n]	142
		Pulse variance index [Per hour]	23
		Desaturation-Index DI [Per hour]	4

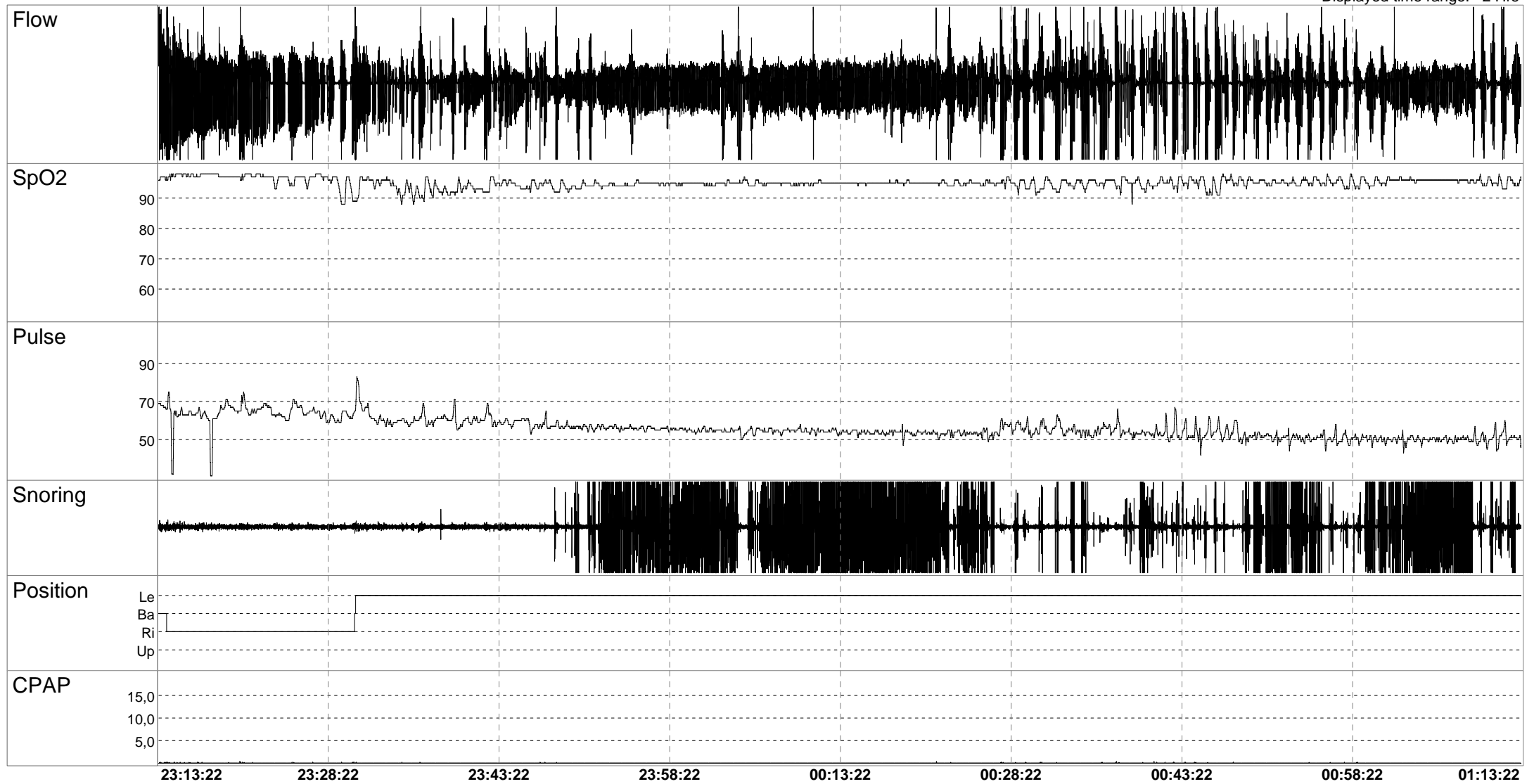
Ereignisse:



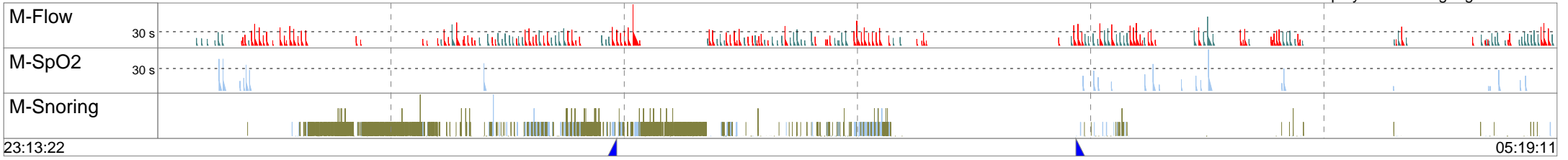
Displayed time range: general view



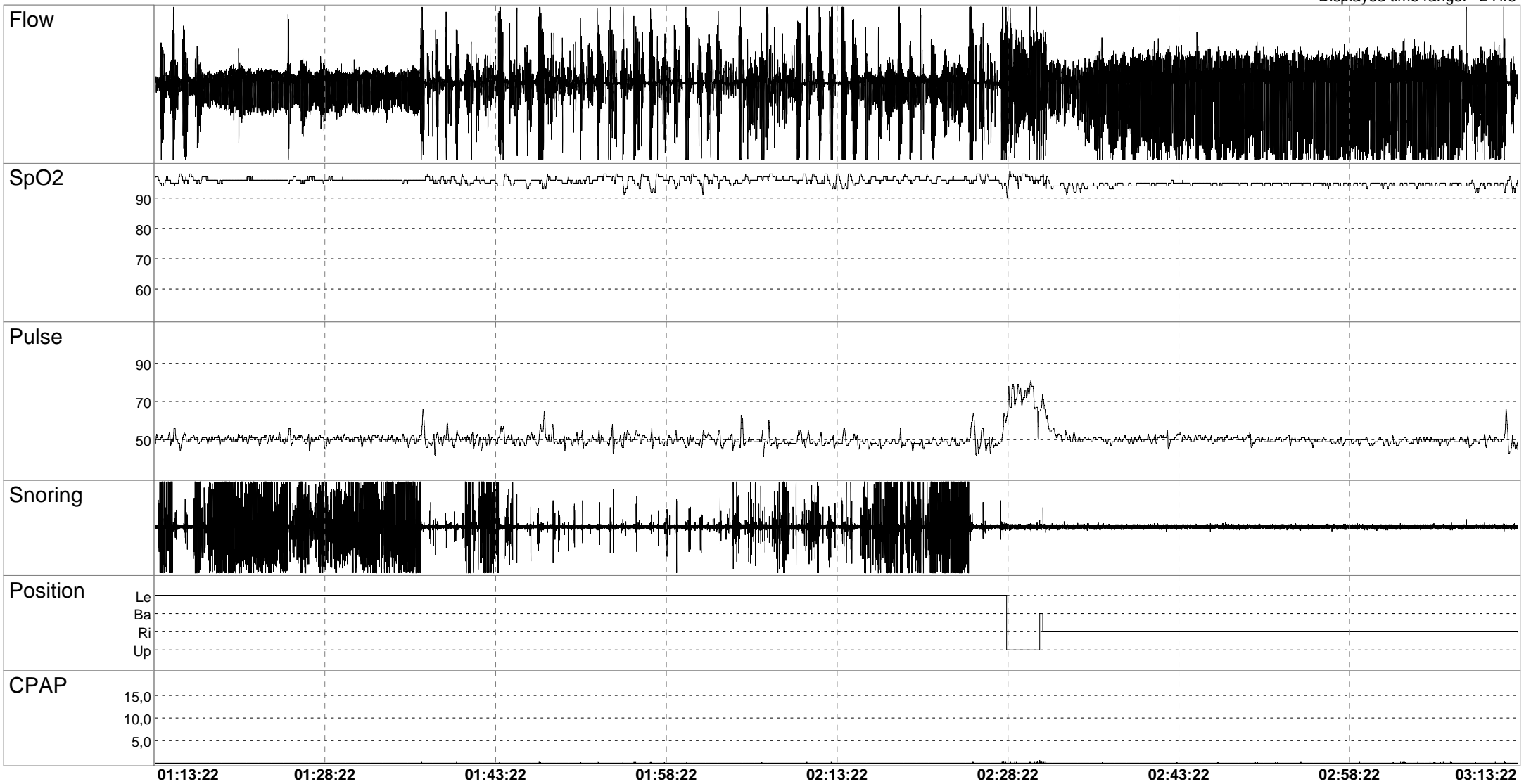
Displayed time range: 2 Hrs

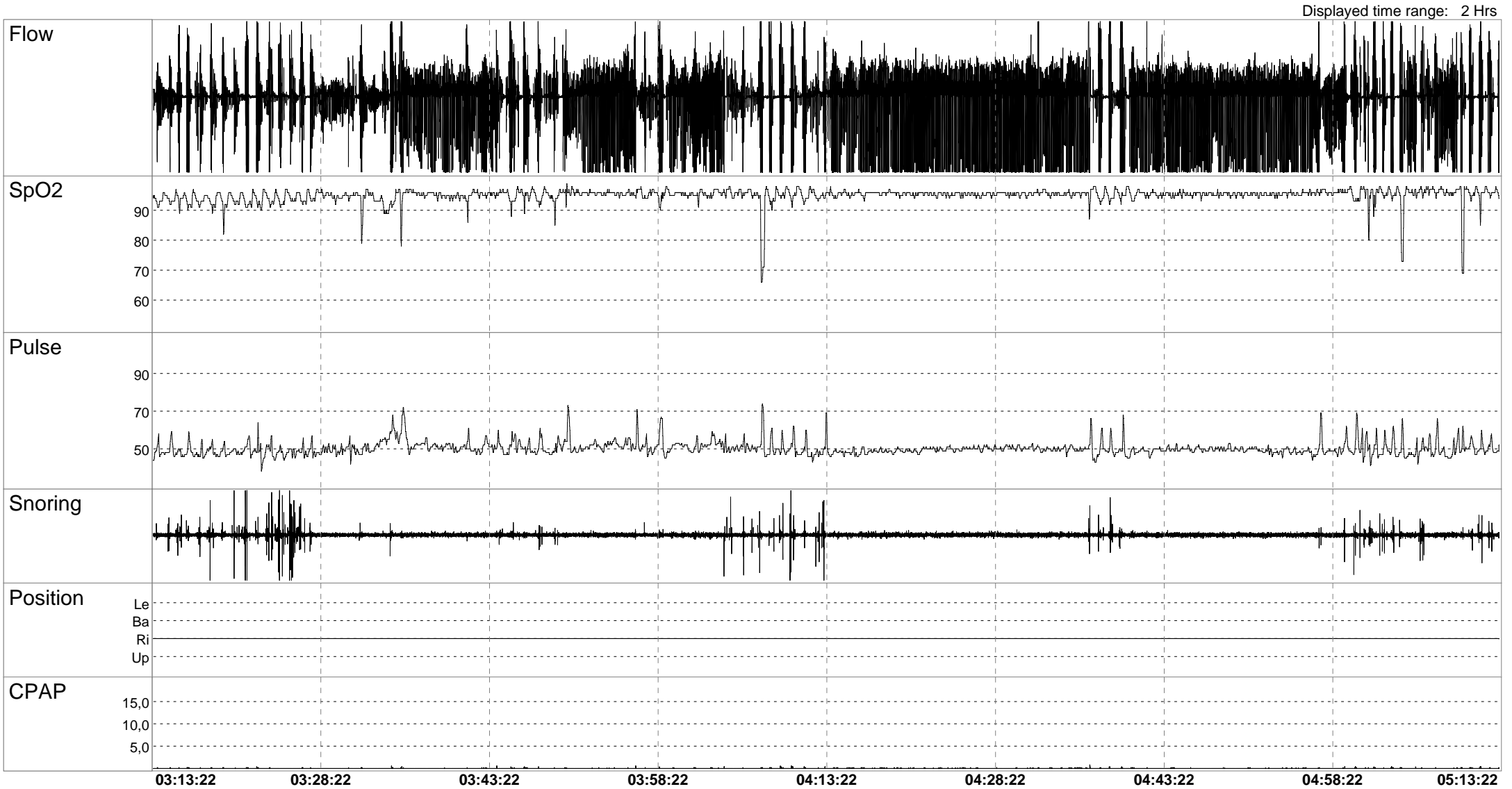
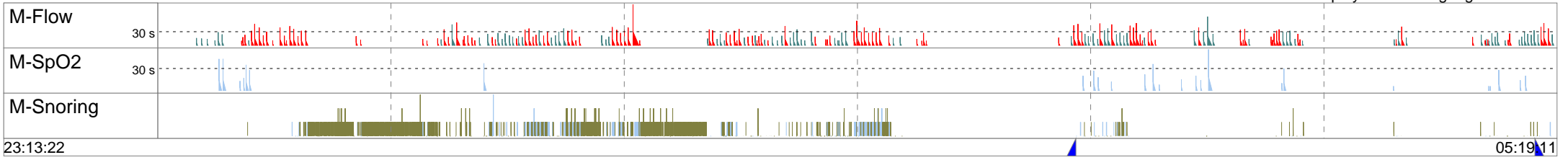


Displayed time range: general view

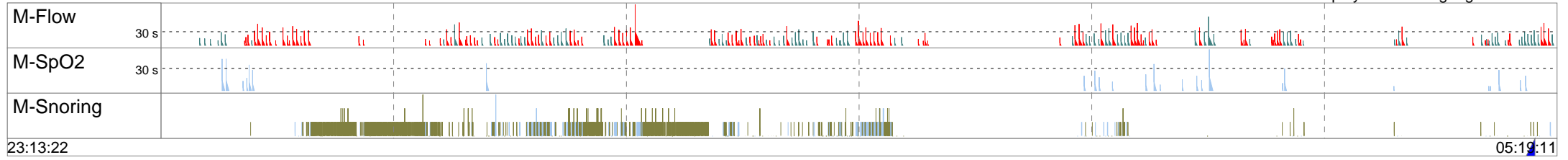


Displayed time range: 2 Hrs





Displayed time range: general view



Displayed time range: 2 Hrs

