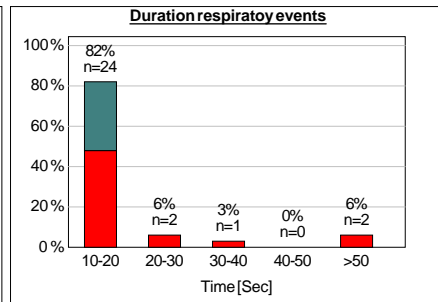
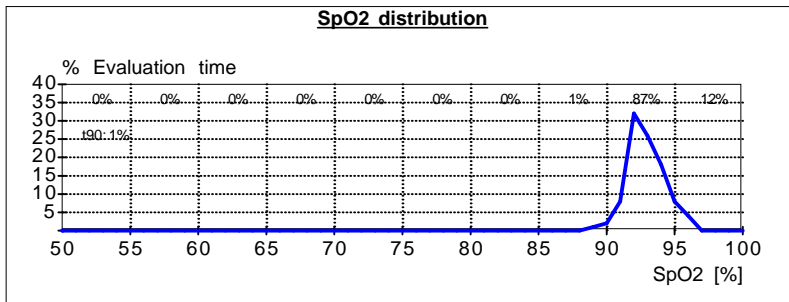
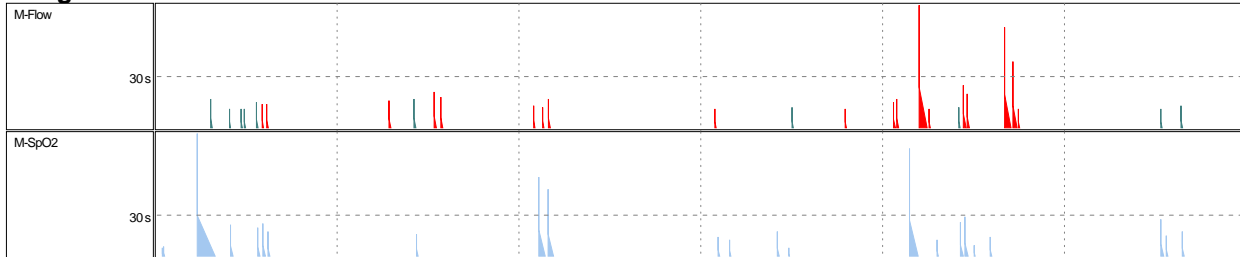


Surname	AJM	Height	191 cm	Begin	30.05.2010, 00:54:41
First name		Weight	99 kg	End	30.05.2010, 03:38:17
Date of Birth	17.07.1959	Sex	m	Meas. Time	02:43:36
Pat. number	1001; Diagnose: Omegaepiglottis	BMI	27 kg/m ²	Evaluation period	00:54:41 - 03:38:17
Comment	Kontrolle - SomnoGuard AP + SomnoCushion			Evaluation time	02:43:36
				Artefact	Flow 0% SpO2 0%
Ausgewertet mit OR5 Version 5.10e					

Polygraphic findings made with the SleepDoc Porti 5

Respiratory evaluation	Findings	Evaluation of SpO2 / Pulse	Findings
No. of Apnea [n]	10	No. of desaturations [n]	23
Mean duration of apneas [Sec]	13	No. of desaturations < 90%: [n]	23
Total Apnea / Hypopnea time (RDT) [Min]	9,03	Total time [Min]	11,02
Apnea / Hypopnea time per hour [Min Per hour]	3,19	Time per hour [Min Per hour]	4,03
Longest Apnea [Sec] (t=01:02:42)	17	Lowest Desaturation [%] (02:28:12)	75
Longest Hypopnea [Min] (t=02:49:20)	1,12	Longest Desaturation [Min] (01:00:42)	2,43
Snoring Index SI [Per hour]	19	Mean Duration [Sec]	28
Snoring Index SI Obstructive [Per hour]	1	Mean Desaturation [%]	88
Total Snoring Time ST [Min]	8,23	Mean Saturation [%]	92
Apnea Index AI (Desat.-Cor.) [Per hour]	4 (3)	Max. Saturation [%] (02:47:03)	98
Hypopnea Index HI (Desat.-Cor.) [Per hour]	7 (3)	Min. Saturation [%] (02:47:24)	48
AHI (Desat.-Cor.) [Per hour]	11 (6)	t90: [%]	1
		Min. Puls (03:01:45) [1/min]	31
		Max. Puls (02:47:17) [1/min]	90
		Mean Pulse [1/min]	61 ± 9
		Pulse variances [n]	26
		Pulse variance index [Per hour]	10
		Desaturation-Index DI [Per hour]	8

Ereignisse:



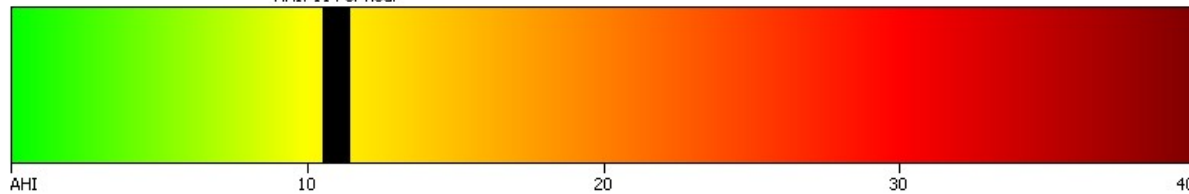
Diagnosis Recommendation

Further examination recommended

Basic of Recommendation

- < 10: No findings
- 10-19: Further examination recommended
- > 20: Further examination strongly recommended!

AHI: 11 Per hour

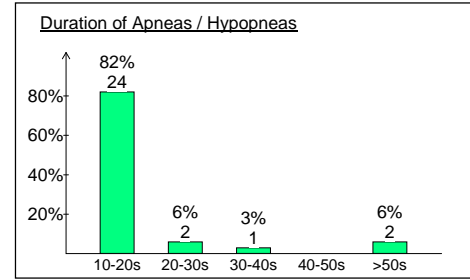
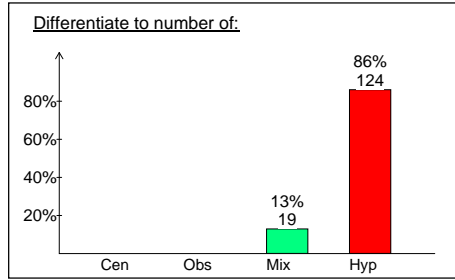


Surname : AJM	Height : 191 cm	Begin	: 30.05.2010, 00:54:41
First name :	Weight: 99 kg	End	: 30.05.2010, 03:38:17
Date of Birth: 17.07.1959	Sex : m	Meas. Time	: 02:43:36
Pat. number : 1001; Diagnose: Omegaepiglottis	BMI : 27 kg/m ²	Evaluation period	: 00:54:41 - 03:38:17
Kontrolle - SomnoGuard AP + SomnoCushion		Evaluation time	: 02:43:36
Ausgewertet mit OR5 Version 5.10e		Artefact	: Flow 0% SpO2 0%

Polygraphic findings made with the SleepDoc Porti 5


Respiratory evaluation (Apneas/Hypopneas)

Respiratory evaluation	Findings	Unit
No. of Apnea	10	Events
Of them Central:	0	Events
No. of Hypopnea	19	Events
Total A + H time (RDT)	9,03	Min
A + H time per hour	3,19	Min Per hour
Longest Apnea (01:02)	17	Sec
Longest Hypopnea (02:49)	1,12	Min
Total Snoring Time ST	8,23	Min
Snoring Index SI (SI Obstructive)	19 (1)	Per hour
Apnea Index AI (Desat.-Cor.)	4 (3)	Per hour
Hypopnea Index HI (Desat.-Cor.)	7 (3)	Per hour
AHI (Desat.-Cor.)	11 (6)	Per hour

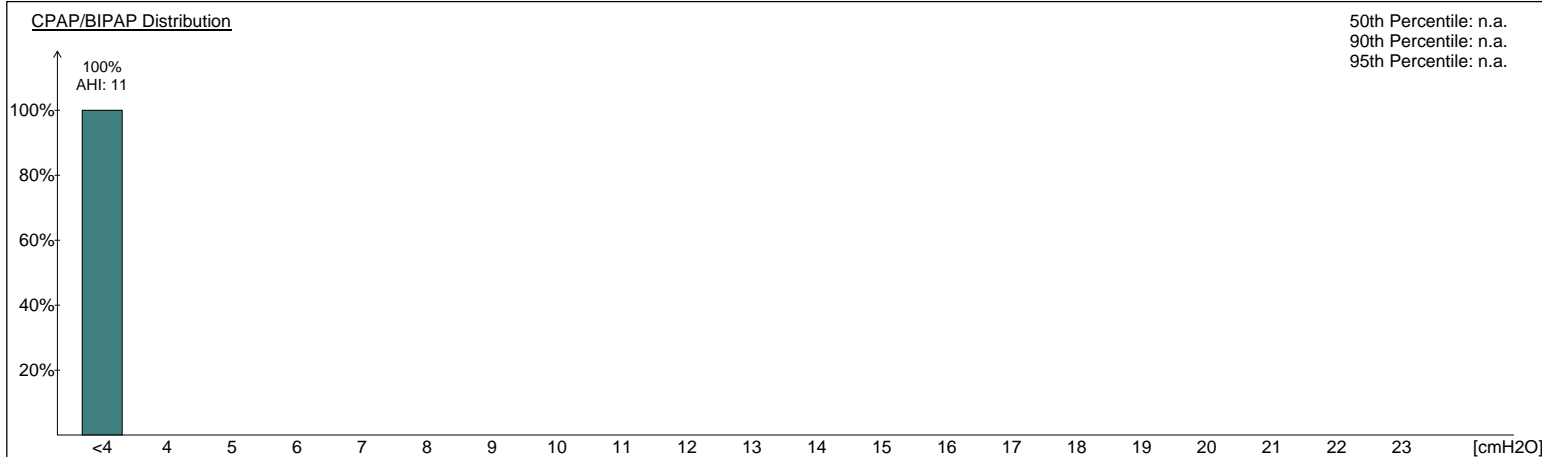


	Cen	Obs	Mix	Hyp	Frei 1	Frei 2	Frei 3	Frei 4	Frei 5	Cheyne-Stokes	
Number	0	0	0	19	0	0	0	0	0	0	0
Index Per hour	0	0	0	7	0	0	0	0	0	0	0
Index Des-Correl.	0	0	0	3	0	0	0	0	0	0	0
Time Slice	0%	0%	0%	4%	0%	0%	0%	0%	0%	0%	0%
Time Slice Des-Correl.	0%	0%	0%	1%	0%	0%	0%	0%	0%	0%	0%
Longest Duration	0 Sec	0 Sec	0 Sec	1,12 Min	0 Sec	0 Sec	0 Sec	0 Sec	0 Sec	0 Sec	0 Sec
Mean Duration	0 Sec	0 Sec	0 Sec	22 Sec	0 Sec	0 Sec	0 Sec	0 Sec	0 Sec	0 Sec	0 Sec
Mean Duration Des-Correl.	0 Sec	0 Sec	0 Sec	16 Sec	0 Sec	0 Sec	0 Sec	0 Sec	0 Sec	0 Sec	0 Sec
Index (w. Bradycardia)	0	0	0	0	0	0	0	0	0	0	0
Time Slice (w. Bradycardia)	0%	0%	0%	0%	0%	0%	0%	0%	0%	0%	0%
Index (w. Tachycardia)	0	0	0	0	0	0	0	0	0	0	0
Time Slice (w. Tachycardia)	0%	0%	0%	0%	0%	0%	0%	0%	0%	0%	0%
Index (w. Pulse variance)	0	0	0	3	0	0	0	0	0	0	0
Time Slice (w. Pulse variance)	0%	0%	0%	1%	0%	0%	0%	0%	0%	0%	0%
Duration < 10 sec.	0%	0%	0%	0%	0%	0%	0%	0%	0%	0%	0%
Duration 10 - 14,9 sec.	0%	0%	0%	47%	0%	0%	0%	0%	0%	0%	0%
Duration 15 - 20 sec.	0%	0%	0%	26%	0%	0%	0%	0%	0%	0%	0%
Duration > 20 sec.	0%	0%	0%	26%	0%	0%	0%	0%	0%	0%	0%

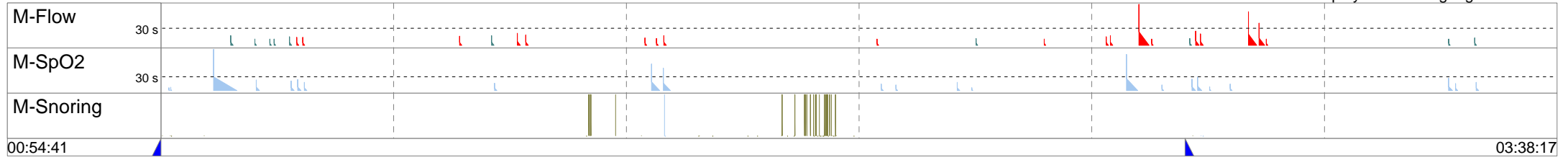
Distribution of the breath stoppage across the measurement time:



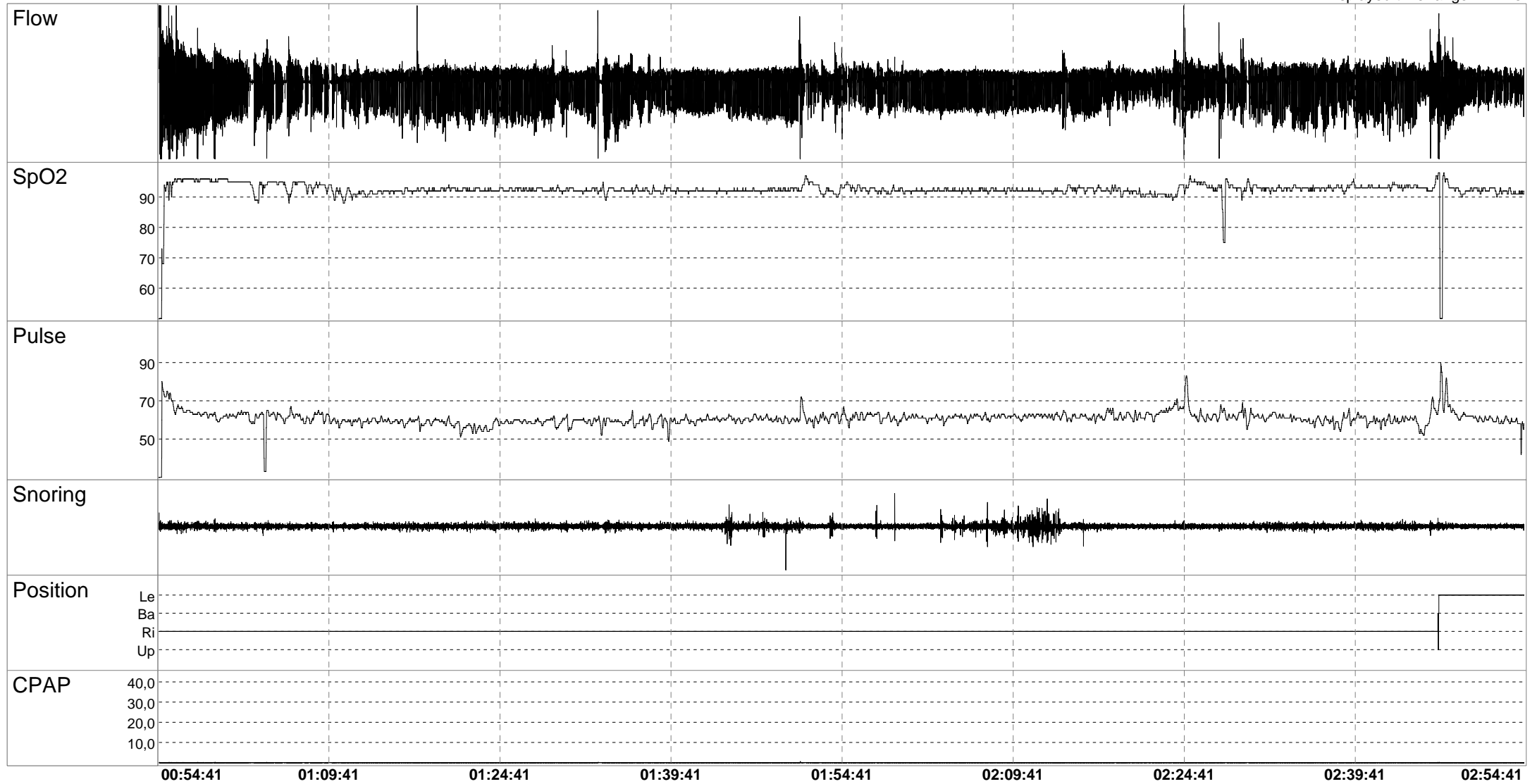
Evaluation CPAP / BIPAP



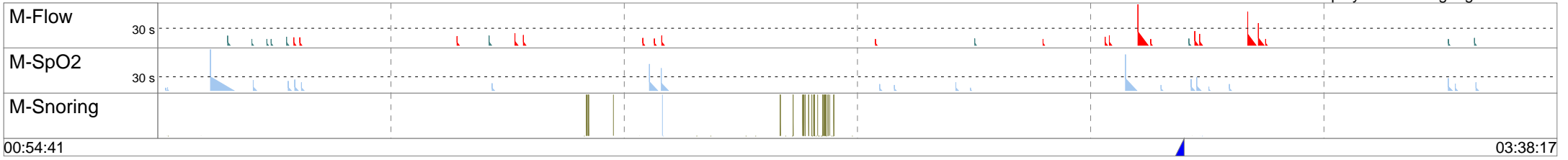
Displayed time range: general view



Displayed time range: 2 Hrs



Displayed time range: general view



Displayed time range: 2 Hrs

